



# FLEXIBLE LEARNING DAY

• MIDDLE SCHOOL •

[bit.ly/msfld2223](https://bit.ly/msfld2223)



Look for this icon to listen to audio directions!

Para obtener instrucciones en español, haga clic aquí.





This year's Flexible Learning Days are on November 4, 2022 & March 31, 2023





# DIRECTIONS

- 1 Select an activity in the [LEARN section](#) by the Wednesday **BEFORE** Flexible Learning Day.
- 2 Submit your choice by navigating to your Flexible Learning Day course as explained by your teacher by the Wednesday **BEFORE** Flexible Learning Day. Locate the Middle School Flexible Learning Day folder. Click the assignment titled, "Log your Student Choice Here!" to submit your choices.
- 3 CREATE an artifact showcasing your learning by choosing an option in the [CREATE section](#).
- 4 [SHARE](#) your work in Schoology by the Friday **AFTER** Flexible Learning Day. Locate the Middle School Flexible Learning Day folder. Click the discussion titled, "Submit your Flexible Learning Day Assignment Here!" to turn in your work to your teacher and peers.
- 5 Explore what others have posted in that same discussion to learn from each other.



### Don't have internet access at home?

Google Drive is your friend! Before leaving school, create a new Google Doc, Drawing or Slide and make sure it's available for offline access.

[Check out this video for help.](#)





**LANGUAGE  
ARTS**

Read Aloud  
or  
Writing Activity

[Click here for more details.](#)



**MATH &  
SCIENCE**

Create an “upcycled” project!  
or  
Create a budget and assess tax, tip, and discount from a recent trip out with your family!

[Click here for more details.](#)



**ADVENTURES  
FOR ALL**

Watch a movie at the Ashland Theatre  
or  
Take time to explore your community.

[Click here for more details.](#)

**H-PE**

Workout your Way!

[Click here for more details.](#)



**COMMUNITY  
SERVICE**

Develop a plan to help your household, neighborhood, or community and then put it into action!

[Click here for more details.](#)



**PASSION  
PROJECT**

If you could read/learn about anything in the world, what would it be? Find your passion!

[Click here for more details.](#)



**WILD  
CARD**

Going somewhere?  
Propose your own activity.

[Click here for more details.](#)



**CAREER  
EXPLORATION**

Interview or shadow someone to learn more about their career.  
or  
Research a career that best suits your personality!

[Click here for more details.](#)



**SOCIAL  
STUDIES**

Take a Virtual (or in-person) Field Trip in our area.  
or  
Look into a historical topic, event, or current event and tell everyone about it!

[Click here for more details.](#)



**DIRECTIONS**

**LEARN**

**CREATE**

**SHARE**





# DIRECTIONS

Most of the activities require you to create one of these products to show what you know. Use the links to the right to help you get started.

Make sure to follow the directions for the "Learn" option you chose. What you create should showcase how you spent your time and what you learned.

## PAGE

Create a [page using Adobe Spark!](#) A page is very similar to a webpage.

Adobe Spark is available in ClassLink.



## VIDEO

Create a video using [WeVideo](#) or [Adobe Spark!](#)

Adobe Spark and WeVideo are both available in ClassLink!



## BUILD

Build a model, diorama, poster, game, etc. using materials you have at your house.



## GRAPHIC

Create graphic like a collage, timeline, flyer, or infographic using [Adobe Spark](#), [Google Drawings](#), or materials you have at your house.. In Adobe Spark, use the search bar to search the type of graphic you want to create using a template.

Adobe Spark is available in ClassLink. Google Drawings is available by clicking on Google Drive in ClassLink>New>More> Drawings



## WRITE

Write a paragraph, poem or letter using [Google Docs](#) or paper/pencil.

Google Docs is available by clicking Google Drive in ClassLink>New> Google Docs



## SLIDESHOW

Create a slideshow using [Google Slides](#).

Google Slides is available by clicking Google Drive in ClassLink>New> Google Slides



**DIRECTIONS**

**LEARN**

**CREATE**

**SHARE**





## DIRECTIONS

Share your project with your teacher and classmates by navigating to your Flexible Learning Day Schoology Course.

- Look for the Middle School Flexible Learning Day Folder.
- Click on "Submit your Flexible Learning Day Assignment Here"
- Click inside the comment box to share your reflection and project.
- In the discussion, share...
  - A brief description of what you did to capture your audience's attention. Example: I took a ride on a space shuttle to Mars.
  - The link to your project. Not sure how to do that? Check out the video demonstrations to the right.
  - Describe what you would do differently next time.
  - Describe what you would do next if you could keep working on it.

### PAGE

When finished creating your page in Adobe Spark,

Copy the shareable link to your Page.

[Video Demonstration](#)



### GRAPHIC

If you used Adobe Spark, when finished, click share, then publish. Copy the link.

[Video Demonstration](#)

If you used Google Drawings, Click the share button. Change the share settings to "anyone is Hanover County Public Schools" can view. Copy the shareable link.

[Video Demonstration](#)



### VIDEO

If you used Adobe Spark, click the publish button and then copy the link.

[Video Demonstration](#)

If you used WeVideo refer to [this video](#) on how to export your finished product to your Google Drive. Change the share settings of the video in Drive to "anyone in Hanover County Public Schools" can view. Copy the shareable link.

[Video Demonstration](#)



### WRITE

After finishing your writing in Google Docs, click the share button. Change the share settings to "anyone in Hanover County Public Schools" can view. Copy the shareable link.

[Video Demonstration](#)



### BUILD

After you build your project, take a photo or video of your finished product using the camera on your Chromebook.

[Video Demonstration](#)



### SLIDESHOW

After creating your slideshow using Google Slides, click the share button. Change the share settings to "anyone is Hanover County Public Schools" can view. Copy the shareable Link.

[Video Demonstration](#)



**DIRECTIONS**

**LEARN**

**CREATE**

**SHARE**





# LANGUAGE ARTS

## DIRECTIONS

### I can:

- Seek out and acquire knowledge.
- Think creatively and critically.

**Reading:** Pick a book to read aloud for 30 minutes to a younger sibling, friend, pet, grandparent (anyone really). Practice fluency, inflection, and tone.

.....  
▪ **\*\* When you finish: Take a picture showcasing what you did and then create a writing, graphic, video, or slideshow that describes what happened in your book during that 30 minutes. (Conference with yourself just like you would conference with your teacher.)**  
.....

**Writing:** Get involved with people in your community by becoming a penpal with a patient in a local nursing home or create cards for hospital patients or families.

.....  
▪ **\*\* When you finish: Record a video, create a graphic, or a slideshow to show your plan and the process you followed.**  
.....



**DIRECTIONS**

**LEARN**

**CREATE**

**SHARE**





## DIRECTIONS

### I can:

- Utilize digital resources appropriately.
- Identify and solve real world problems.
- Seek out and acquire knowledge.

### Upcycle to create something new and useful out of something old...

- Research what it means to upcycle/examples of upcycling
- Create something new and useful out of old items
- Be sure to describe how you upcycled the item and include before/after pictures!

**\*\* When you finish: Take a picture of what you created or made! Then create a writing, graphic, video, or slideshow that discusses your upcycling process.**

or

### Did you go shopping or grab a bite to eat from a restaurant with your family?

- Based on that trip, create a budget with your adults
- Using your budget, record your purchases and be sure to calculate the tax, tip, and discount to check that it was all done correctly!

**\*\* When you finish: Create a writing, graphic, video, or slideshow to reflect on your experience and talk about three things you learned, two things you found interesting, and one thing you still have a question about.**



**DIRECTIONS**

**LEARN**

**CREATE**

**SHARE**







# ADVENTURES FOR ALL

## DIRECTIONS

### I can:

- Collaborate, cooperate, and communicate productively with others.
- Innovate and explore risks.
- Use flexibility.
- Utilize mindfulness and self awareness.

### Attend a Movie at the Ashland Theatre

The Ashland Theatre will offer two showtimes for a movie on each FLD for HCPS students and caregivers.

Free Admission and concessions will be available for purchase. First come, first served; Seating up to 250 guests per showing

November 4, 2022: Charlotte's Web (2006)

Showtimes: 10:00am & 1:00pm

March 31, 2023: Willy Wonka

Showtimes: Will be announced in the Spring

### Questions to think about:

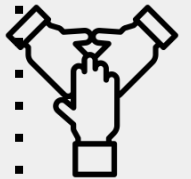
- Have you read the book that this movie was made from? If so, how is it alike and different?  
If not, how does the theme of the movie relate to your life?
- What lessons can be learned from the characters in the movie?

or

### Explore your Community by visiting...

- The Pamunkey Library
- A local business or restaurant
- The Hanover Parks & Recreation website for available programs.

**\*\* When you finish: Create a writing, graphic, video, or slideshow that discusses your experience at the movie or describes your experience in the community.**



**DIRECTIONS**

**LEARN**

**CREATE**

**SHARE**





## DIRECTIONS

### I can:

- Use flexibility.
- Utilize mindfulness and self-awareness.
- Seek out and acquire knowledge.

### Workout Your Way

Choose one of the following options to “workout your way”.

- Attend a sports camp.
- Organize a community/neighborhood game (kickball, basketball, etc).
- Visit a local park (hike a trail) or playground and get active!
- Spend part of your day collecting trash around your neighborhood streets.

**\*\* When you finish: Create a writing, graphic, video, or slideshow that discusses where you went, how you were active there, and how is it beneficial for your health!**



**DIRECTIONS**

**LEARN**

**CREATE**

**SHARE**





## DIRECTIONS

### I can:

- Identify and solve problems.
- Engage in service to community, respect differences, and promote understanding.
- Understand and respect cultural diversity.

### What is one thing you can do to help out in your...

- household **or**
- neighborhood **or**
- community

Develop a plan for one and put it into action!

**\*\* When you finish: Create a writing, graphic, video, or slideshow that describes your community service plan, who it is helping, and how it went!**



**DIRECTIONS**

**LEARN**

**CREATE**

**SHARE**





## DIRECTIONS


### I can:

- Think creatively and critically.
- View unsuccessful attempts as opportunities for deeper learning.
- Innovate and explore risks.
- Reflect on learning and the learning process.

What are some of your current likes? Loves? How do you like to spend your time when you are not in school? If you could read/learn about anything in the world, what would it be? What do you wonder about?

You can build something, design something, make something, create something, collect something...it's all up to you!

- **\*\* Whatever you choose, make sure you can share it in**
- **Schoology by taking a picture, recording a video, creating a**
- **graphic, etc. that will describe your project, why you have a**
- **passion for it, and how you spent your time.**



**DIRECTIONS**

**LEARN**

**CREATE**

**SHARE**





## DIRECTIONS

### I can:


- Seek out and acquire knowledge.
- Reflect on learning and the learning process.
- Engage in service to community, respect differences, and promote understanding.

Is your family going on a mini trip to a museum or other point of interest?

Do you want to take a virtual field trip to a concert, museum, or other interesting destination?

Propose your own activity!

**\*\* When you finish: Create a writing, graphic, video, or slideshow that describes what you did or where you went and what you enjoyed or found interesting about it!**



**DIRECTIONS**

**LEARN**

**CREATE**

**SHARE**





# CAREER EXPLORATION

## DIRECTIONS

### I can:

- Demonstrate effective workplace skills, characteristics, and behaviors.
- Collaborate, cooperate, and communicate productively with others.
- Align knowledge, skills, and personal interests and values with a career pathway.

### A Day in the Life of a(n) \_\_\_\_\_ (fill in the blank with a career)

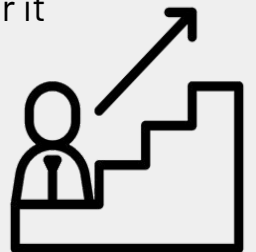
Find someone to interview (in person, over the phone, or via Zoom) **or** shadow them at work to learn more about their...

- daily work duties
- needed training/education
- what their pay scale provides for their budget

### or Researching Careers in the Career Clusters

- Go to [bit.ly/futurecareer22](https://bit.ly/futurecareer22)
- Take the short eleven question quiz.
- Where does your personality have you fit in with the career clusters?
- Choose one career from the cluster it matches you with and do some research on it!

**\*\* When you finish: Create a writing, graphic, video, or slideshow that describes the person you interviewed or talks about one of the careers or clusters you matched with!**



**DIRECTIONS**

**LEARN**

**CREATE**

**SHARE**





## DIRECTIONS

### I can:

- Seek out and acquire knowledge.
- Understand and respect cultural diversity.
- Utilize digital resources appropriately.

### Take a Virtual Field Trip

Can't visit somewhere in person for the Wildcard option? Take a Virtual Tour of some excellent historical sites!

- [Smithsonian Museum of Natural History](#) Virtual Tour
- [Jamestown](#) - History at Home
- [Colonial Williamsburg](#) Virtual Tours
- [Civil War](#) Virtual Tours
- [American Revolution](#) Virtual Tours
- [National Constitution Center](#) Virtual Tours

**\*\* When you finish: Create a writing, graphic, video, or slideshow that describes where you "visited" and what you learned.**

or

### Topic / Current Event Research

Is there a topic, person or current event that interests you, but it never seems to come up for study in class?

Do your own research about the topic, person, or current event!

**\*\* When you finish: Create a writing, graphic, video, or slideshow, etc. of the information you uncovered.**



WorldBook and NewsBank (in Classlink) are excellent resources for this!



**DIRECTIONS**

**LEARN**

**CREATE**

**SHARE**